


# FA370: Introduction to Printmaking

Fall 2007


MWF 10:10–11:50

ROOM 7094

Kevin Haas: [www.wsu.edu/~khaas](http://www.wsu.edu/~khaas)



Terry Winters. Untitled woodcut from the portfolio *Graphic Primitives*. 20×26". 1998.



Kiki Smith.. *Banshee Pearls*.Lithograph with aluminum leaf additions on handmade paper. 22×30". 1991.

## Description

This studio course is an Introduction to the fundamentals of printmaking, incorporating drawing, painting and collage; processes may include lithography, etching, relief and monotype. *The Prerequisite for this course is FA 102.*

## Goals

Understand and utilize the basic techniques of relief, intaglio and lithographic printing methods.

Learn the safe use and handling of the materials and equipment used in the printmaking studio.

Understand the general history of printmaking.

Analyze prints through critiques and class discussions.

Please keep in mind that this is a studio art course. Emphasis is placed not only practice/production but also content/concept. As with any creative field, you are expected to be self-motivated with your work, experiment with materials and explore ideas. Although this course covers a great deal of technical information, the quality of ideas and concepts present in your work remain equally important.

## Attendance

Attendance will be taken at all class meetings and is MANDATORY. You must be prepared to work in-class. Your final grade will be adjusted according to how many absences you have. (If you average a B+/90% on your projects but have 4 Absences, your final grade will be a C+/75%.) You are allowed 3 unexcused absences without an explanation. Beyond these three you will need written proof to excuse the absence.

4 Absences = -15pts

5 Absences = -20pts

6 Absences = -25pts

7+ Absences = F

*Please note that the following activities count as 1 absence:*

10+ Minutes tardy


Unprepared for class

Leaving class to answer cell phone

Sleeping in class

## Grading

Your grade will be determined by attendance, participation and, most importantly, the assignments and projects completed, which will constitute the bulk of your grade. Your work will be evaluated on how well the instructions for each project were followed, technical proficiency, understanding of the material presented, creativity and effort, and your overall success and accomplishment in this class. You will receive a grade for each project and grades will be handed out at mid-semester and at the end of the semester. Projects not presented on the due date or at the designated group critique will be marked down for each



Woodcut Illustration from *La grande danse macabre*, Lyons, 1499. The earliest picture of a printing office.



Honore Daumier. *Innocent civilians victims of a reprisal by government troops*. Lithograph. 1834



Jake & Dinos Chapman. *Exquisite Corpse*. Etching. 18x15".

class period they have not been presented. Projects are due at the beginning of class sessions.

*Projects (85%) + Participation (15%) - Absences = Final Grade*

A, A- (91-100) = Consistently superior quality technically, visually and conceptually. Work completed exceeds expectations. Participation in class discussions.

B-, B, B+ (76-90) = Above average work. Completion of assignments as outlined. Participation in class.

C-, C, C+ (61-75) = Completion of the assignments within minimum expectations.

D, D+ (50-60) = Not all assignments completed properly. No effort. Poor Attendance. Lack of participation.

F (00-50) = Failure of all of the above/excessive absences.

### **Studio Responsibilities & Safety**

You are all responsible for the upkeep and cleanliness of the studio which will factor into your participation grade. Safety issues and the safe handling of materials will be presented during demonstrations and are expected to be followed.

### **Academic Honesty**

WSU is committed to principles of truth and academic honesty. Academic dishonesty includes cheating, plagiarism, and fabrication in the process of academic work, and can result in suspension or dismissal from the university. In this class, academic dishonesty will result in failure of the course and will be reported to the Office of Student Conduct.

### **Students with Disabilities**

Reasonable accommodations are available for students with a documented disability. If you have a disability and may need accommodations to fully participate in this class, please visit the Disability Resource Center (DRC). All accommodations MUST be approved through the DRC (Admin Annex Bldg, Room 205). Please stop by or call 509-335-3417 to make an appointment with a disability specialist.

## REQUIRED SUPPLIES

Foamboard or cardboard for portfolio (ie: 1 – 30x40” sheet cut in half)

Disposable latex gloves

Speedball Linocut Set

Smooth Newsprint Pad, 18x24”

Sharpie Markers, fine and medium points

3H Pencil

Brushes with synthetic bristles for acrylic paints (ie: 2 Flats, 2 Rounds, Small and Medium Size)

X-acto Knife with extra blades

Small Package of Q-Tips

### Paper

You will use approximately 17 – 25 sheets of paper throughout the semester. I would suggest beginning with a sample of several papers to experiment with.

Lenox, 22x30”

Somerset Satin/Velvet (White, Gray, etc.), 22x30”

Rives BFK (White, Gray, etc.), 22x30”

Rives Lightweight, 19x26”

Arches Cover, 22x30”

Mulberry

Hosho

Okawara

Kitakata

*No Stonehenge, Watercolor, Lightweight Drawing or Canson Charcoal Paper!*

### On-Line/Seattle Suppliers

Dick Blick  
[www.dickblick.com](http://www.dickblick.com)

Daniel Smith  
[www.danielsmith.com](http://www.danielsmith.com)  
(800) 426-6740  
4150 First Avenue South, Seattle

Utrecht  
[www.utrecht.com](http://www.utrecht.com)  
1124 Pike Street, Seattle  
(206) 382-9696

## PROJECTS

You will complete six projects during the semester. The first 3-4 will be evaluated at mid semester, and all projects will be handed in at the end of the semester. Specific requirements for As the projects are introduced, specific requirements will be provided.

1. Exquisite Corpse
2. Reduction Print
3. Drypoint
4. Lithography
5. Open Project
6. Final Project

## FA370 SCHEDULE

### Week 1

M | 8.20: Intro to Class. Purchase Supplies.

W | 8.22: Demo: Linoleum block carving and printing.

F | 8.24: Work on project in class.

### Week 2

M | 8.27: Work on project. MUSEUM OPENING 6-8pm.

W | 8.29: Demo: Reduction Printing

F | 8.31: Work on project in class.

### Week 3

M | 9.3: Labor Day: NO CLASSES

W | 9.5: Work on project in class.

F | 9.7: Work on project in class.

### Week 4

M | 9.10: Demo: Drypoint.

W | 9.12: Work on project in class.

F | 9.14: Demo: Drypoint. Work on project in class.

### Week 5

M | 9.17: Work on project in class.

W | 9.19: Work on project in class. *Lucy Puls Tomorrow 5:30pm*

F | 9.21: Work on project in class.

### Week 6

M | 9.24: Demo: Polyester Plate Litho

W | 9.26: Work on project in class.

F | 9.28: Demo: Color Litho

### Week 7

M | 10.1: Work on project in class.

W | 10.3: Work on projects in class. G2 OPENING 5-7pm. *Lance Letscher Tomorrow 5:30pm.*

F | 10.5: Work on projects in class.

### Week 8

M | 10.8: Mid-semester Critiques.

W | 10.10: Mid-semester Critiques.

F | 10.12: Projects 1,2,3,4 Due Beginning of Class. Project 5.

### Week 9

M | 10.15: Demo: Hard-ground Etching.

W | 10.17: Demo continued.

F | 10.19: Work on project in class.

### Week 10

M | 10.22: Work on project in class.

W | 10.24: Work on project in class.

F | 10.26: No Class: BFA Certification

### Week 11

M | 10.29: FINAL PROJECT.

W | 10.31: Demo: working with photocopies.

F | 11.2: Demos continued.

### Week 12

M | 11.5: Work on Final Project in Class.

W | 11.7: Work on Final Project in Class.

F | 11.9: Work on Final Project in Class.

### Week 13

M | 11.12: Veteran's Day: NO CLASSES

W | 11.14: Work on Final Project in Class.

F | 11.16: Work on Final Project in Class.

### THANKSGIVING

### Week 14

M | 11.26: Work on Final Project in Class.

W | 11.28: Work on Final Project in Class.

F | 11.30: Final Critiques.

### Week 15

M | 12.3: Final Critiques.

W | 12.5: Final Critiques.

F | 12.7: Final Portfolios Due. Studio Clean-up Required.

### Week 16: Finals Week

W | 12.12: Portfolios and final grades available for pick-up after 5pm.

*As with all things in life, this schedule is subject to change.*

### 1. Exquisite Corpse

This group project will serve as a fun introduction to linocut techniques and printing possibilities. Each person will get a different section of the body (head, torso, or legs), to create an image of on their block. The bodies will be assembled at the press by printing them in different groupings producing random hybrid bodies. Each person must print their block at least 4 times, each time in a different combination. Each of you will get one exquisite corpse print when all the blocks have been printed.

### 2. Reduction Print

The technical goal of this project will be to familiarize you with color printing, registration and the steps of planning a print. You will need to print 8 prints (2 sheets of paper torn in quarters) to complete an edition of 6 prints. Preliminary drawings, planning your values/colors and correct registration while printing will be essential to this project.

### 3. Drypoint

4.

Lino

Litho

Litho

Intaglio

Intaglio

## SCHEDULE

Week 1: Lino/Relief Printing

Week 2: Lino/Reduction Printing

Week 3: Reduction Printing

Week 4: Drypoint

Week 5: Drypoint

Week 6: Litho

Week 7: Litho

Week 8: Mid-Semester Critique

Week 9: Etching

Week 10: Various Processes

Week 11: Final

Week 12: Final

Week 13 Final

THANKSGIVING

Week 14: Final Critiques Begin

Week 15: Final Critiques. Clean-up.

Week 16: Finals Week: Portfolios and final grades available for pick-up after 5pm Wednesday.